

Technologies for timber construction

Our complete range

Partnership. Manpower. Investments.







Partner for timber construction

Do you build modern buildings from natural wood? Is your business based on intelligent, energy-saving construction? WEINMANN is the right partner for you. As a leading manufacturer of high-performance machines and equipment for timber construction, we develop innovative and customized solutions to ensure your success. Your success is our goal, so we put your needs at the center of everything we do. The trust placed in us by our customers is a testament to the fact that we deliver on our promise time and time again: Businesses ranging from independent carpenters to large prefabricated housing manufacturers all over the world work with WEINMANN systems, and have confidence in the quality of our machines and our consulting services.

YOUR SOLUTION

[MORE INFORMATION AVAILABLE AT HOMAG.COM/WEINMANN](https://www.homag.com/weinmann)

CONTENTS

- 04 Building the future together
- 06 HOMAG Group
- 08 House construction process chain
- 10 Beam processing and cutting
- 14 Element production
- 26 Handling, storage and robotics
- 34 HOMAG product world
- 42 Software
- 48 Partner for timber construction
- 57 Life Cycle Services



Building the future together

Individual customer requests, demanding products and a wide variety of materials — the needs of your customers are constantly growing. And this means that the challenges for you and your production grow too. Our aim is to offer you the solutions you need to accommodate the desire for individuality. To produce flexibly and efficiently and set trends in the industry. We support timber construction businesses of any size on their journey into the future. With machines and technologies that grow with your business — including the right software solutions, training offerings and service.

With our holistic offers, we see ourselves as the A to Z for your timber construction needs.



WEINMANN
Building the future together

The A to ...

Z for your timber framing needs.

P

like partnership

A contractor delivers products. A partner delivers solutions.

Companies in timber construction need more than machines. We think outside the box and bring our deep industry knowledge into the mix. Because our aim is to achieve the best for our customers together and to secure their future success.

M

like manpower

So that professionals lack nothing.

The labor shortage is one of the biggest challenges facing the timber construction industry. This makes it all the more important to offer existing employees an optimal workplace. We have everything our customers need to do this, from ergonomic workstations to qualifications.

I

like investment

Success cannot be bought. Preparing for it can be.

We know that our customers' investments in automation are of the highest strategic and often personal importance. The future viability of the company probably even depends on it. That is why we advise our customers with a broader view.

WEINMANN worldwide — HOMAG makes it possible

WEINMANN is a member of the HOMAG Group. The great advantage of this group structure is that we make use of the entire global sales and service network of the HOMAG Group. HOMAG is close to you in more than 100 countries. The benefit for you is that you have access to a uniquely large network and a huge wealth of experience both in consultation and in ongoing operation when it comes to service issues. In the area of solid wood in particular, we offer a wide and well-coordinated range of solutions with the Danish companies System TM and Kallesoe: wood sorting, laminated beams and house construction. Complemented by high-performance software and clever services.

For you: Close to you, from a single source and from A to Z.

~30%
global market share
(furniture production)
⇒ world market leader



7525
employees
worldwide





14

production locations
worldwide



61

exclusive
sales partners
worldwide



20

sales and service
companies worldwide



€1.6

billion
in sales worldwide

Reliably by your side — throughout the entire process

We are your competent partner for designing your production facility — from single machines to entire production lines. Our services are always tailored to your requirements: we support and accompany you from initial planning through to producing your elements. Our powerful product portfolio provides you with the perfect solution for the entire house construction process chain.



Production
planning



Financing




Design



Data
generation



Planning



Beam
processing
and
cutting

More than **35** years of
experience in timber construction

More than **6000**
machines in use worldwide.

Around **100,000**
houses produced each year with WEINMANN machines



Frame
work
production



Element
production



Handling



Storage



Assembly




Service

HC WEINMANN



BEAMTEQ B-660





Building the future together

Precise beam processing — Our carpentry machines "We are delighted with the versatile processing possibilities and the high processing speed of our carpentry machine. Thanks to its compact design, it was easy to integrate it into our production hall. It offers our employees an attractive workplace by significantly reducing dust, dirt and loud noise."

Andreas Nüsslein, Holzbau Nüsslein, Zapfendorf, Germany

BEAMTEQ carpentry machines

These machines are equipped to tackle a wide range of processing tasks, from quick cuts to complex beam processing operations. They demonstrate impressive precision, speed and flexibility in all work processes. Our carpentry machines increase production efficiency in carpentry applications, wood frame construction, half-timbered construction and prefabricated house construction.



High processing speed

- High infeed speed
- Process-optimized workflow
- Multi-channel control for parallel processing with 5-axis technology

Designed for precision

- High-resolution positioning system for all axes
- Exact component positioning with the gripper system
- High-precision and robust linear guides with a long service life

Wide range of applications

- Tool changer with up to 12 slots
- Automatic adjustment to different component dimensions
- All options available for retrofitting thanks to modular system
- Even the shortest parts can be processed



Beam carrier in the feed gripper

The highly dynamic and safe transport of components ensures high precision in all processing tasks.



Support table

High accuracy, as the beam rests on this table during the entire process.

Technical data

Saw blade diameter	555 mm
Saw blade cutting depth	200 mm
Saw blade angle of rotation	0–360°
Saw blade swivel angle	0–90°
Suction volume (depending on machine type)	1800–5000 m³/h
Saw power	20 kW
Trimming spindle power (for BEAMTEQ B-560/B-660)	10–20 kW
Positioning accuracy of grippers	+/- 0.01 mm
Min. cross-section	20 x 50 mm
Max. cross-section	200 x 455 mm





Building the future together

Automated production of elements — Our solutions for element production "Only modern machine technology gives timber construction companies the opportunity to offer larger objects in a reasonably manageable production period."

Florian Hegar, HolzHaus Bonndorf GmbH, Bonndorf in the Black Forest, Germany

BUILDTEQ assembly tables

The assembly tables are designed for universal use in the production of angled and high-precision elements in timber frame construction. They are especially well-suited to applications in small and medium-sized carpentry companies looking to produce high-quality wall, roof and floor elements using a simple and ergonomic process. The tables can also be used to easily produce special elements such as gables, bays and knee walls. The BUILDTEQ F-500 roof and floor table is ideal for producing roof and floor elements in the shortest timeframes.



Safe and ergonomic

- Ergonomic working height
- Tilt function for safe and gentle removal and rotation of elements
- All control elements are installed directly on the table
- Solid non-slip sheathing provides a safe working surface

Stable construction

- Solid steel construction for high element weights up to 3.5 t or more
- Robust design — all sensitive elements are protected against damage
- Zinc-plated stop pin for a long service life

Universal application

- Suitable for any element type (walls, roofs, floors, gables)
- Easy to retrofit at any time thanks to the modular construction
- Two separate clamping circuits allow two elements to be produced simultaneously



Roof/ceiling clamps facilitate insertion and fixing of roof rafters and ceiling beams.



Elements can be aligned at the correct angle at the X stop.

Customized equipment

- Various stops
- Universal clamps
- Gable stop
- Foil unwinding equipment
- Pneumatic and electrical connection options for handheld units
- Different bolt lengths and height-adjustable bolts
- Roof/ceiling clamps
- Hydraulic tilt/turning function
- Carriage with automatic positioning system

WORKPIECE DIMENSIONS	
Element length (m)	Min. 1.5 Max. 12
Element width (m)	Min. 0.4 Max. 3.8
Element height (mm)	Min. 75 Max. 500

MOVETEQ element tables

The MOVETEQ element tables are truly versatile components in the production line and take over tasks such as turning elements, aligning elements at the correct angle to ensure safe sheathing and processing, longitudinal and transverse transport and tilting elements for storage.



Can be individually modified

- Can accommodate customer requirements, individually tailored to different production situations and levels of automation
- Can be expanded at any time, either to increase capacity or introduce automation
- Interlinked control technology for simple operation

Extremely durable

- Steel profile construction for high workpiece weights of 3.5 t or above
- Low-maintenance design for process reliability
- Transport without damage


Versatile application options

- Automatic element alignment
- Can be integrated into any production line
- Swivels for installing windows, for storage or for turning
- Individual transport systems
- Movable



High productivity thanks to automated processes

Automated alignment and fixing of frame works with pneumatic clamping units.



Improved logistics and work processes

Carriages in transverse and longitudinal direction enable automatic travel.

Customized equipment

- Various stops
- NC-controlled stud aligner for high quality of components
- Pneumatic element clamps
- Automatic or manual longitudinal/cross transport using rollers or hinged slat conveyors
- Longitudinal or transverse table carriage
- Hydraulic swivel device
- Solid non-slip sheathing
- Pneumatic and electrical connection options for handheld units
- Foil unwinding equipment
- Rails and guides to distribute and store walls

WORKPIECE DIMENSIONS

Element length (m)	Min. 1.2
	Max. 12
Element width (m)	Min. 2
	Max. 3.8
Element height (mm)	Min. 75
	Max. 500

FRAMETEQ frame work station

The versatile FRAMETEQ sets new standards in the creation of complex and challenging frame works in wood frame construction — with a design specifically tailored to this application. The frame work station is individually configurable to suit any requirements. The models available range from the low-cost entry-level variant up to a fully automatic high-performance system with a production capacity of more than 1000 houses each year.



Built-in precision

- High frame work accuracy thanks to NC stopper system
- NC-controlled outfeed gripper for precise stud spacing
- Fully automatic frame work clamping

More options for you

- Individual production in batch size 1
- Only one operator required
- Can be expanded at any time thanks to modular design
- Offset stud positioning possible

Easy to use

- Clear screen display
- Swiveling control panel
- Comprehensive safety features
- Automatic data transfer or direct input at machine



Customized equipment

- Module prefabrication table including transport line
- Stud provision unit
- Nail plate press
- Snipping saw unit
- Drilling unit
- Screw unit
- Inkjet printer for labeling studs or plates
- Mounting station for spandrel beams, manual or automatic
- Gable station
- Separator with cross conveyor
- Automatic stud pusher
- Automatic width adjustment
- Different configuration levels depending on the degree of automation in combination with handling systems or robotics




Screw unit for screwing frame works together.

WORKPIECE DIMENSIONS

Element length (m)	Min. 1.5 Max. 12
Element width (m)	Min. 1.5 Max. up to 3.2/3.8
Element height (mm)	Min. 75 Max. 200/300
Element weight (kg)	Max. 1500

WALLTEQ multifunction bridge

The CNC-controlled multifunction bridge completes all timber frame element sheathing tasks fully automatically — including securing the sheathing and formatting and cutting all openings in the element. The WALLTEQ is popular with carpenters for many reasons, including its wide range of processing applications, low space requirement and ease of operation. The machine's powerful, accurate units ensure the highest level of quality.



Multifunctional

- Configuration according to customer's requirements
- Fully automatic tool changer with 12 tool slots for a high level of flexibility in terms of processing tasks and unit equipment
- Processing of various materials (e.g. soft wood fiber, gypsum plasterboard, composite materials) with zero setup time



Proven technology

- CNC controller for fully automatic processing
- Easy to operate with intuitive powerTouch user interface
- Tool spindle with 18.5 kW
- FLEX25 sawing unit up to 195 mm cutting depth
- Effective suction technology



Powerful complete package

- Interpolating processing
- Optimum working ergonomics and work safety
- Durable design
- Fully automatic data transfer from CAD
- Can be combined with individual table concepts; travel distance of up to 70 m allows for approach from multiple tables



Tool changer for versatile use

The tool changer offers space for up to 12 tools and enables extensive processing such as sawing, trimming or drilling with short setup times.




Profitable production of small quantities with the WALLTEQ M-300

- Production in batch size 1
- Ideal entry-level solution for CNC production
- Easy to integrate into production halls: just 90 m² of space required



Efficient insulation with WALLTEQ M-300 insuFill

- Quality assurance thanks to seamless documentation and verifiable fill quantities
- Significant reduction in dust exposure for employees
- No material waste and simplified storage




Quick change of fastening units

- Up to four additional fastening units on a separate station
- Fully automatic replacement of the required fastening units
- High variety of fastening units with a low space requirement and significant time savings

TECHNICAL DATA	WALLTEQ M-300	WALLTEQ M-500
Processing depth (mm)	Up to 80 depending on the material	Up to 195 depending on the tool
Piggyback suction device performance (m ³ /h)	750	1850
Central extraction system performance [m ³ /h]	850	2200
Electrical connection values (kW)	15	20–40
Compressed air consumption (NI/min)	1500 (depending on the equipment)	
Pneumatic pressure (bar)	8	

FRAMETEQ combi wall system

The FRAMETEQ M-500 combi wall system is a combination of a frame work station and a multifunction bridge, designed to automatically produce wall and gable elements for wood frame construction. A workstation positions the frame work components and precisely secures and processes the planks — all fully automatically. The result: high-quality elements, produced using minimal space.




Precision through technology

- Automatic stud positioning and fully automatic square alignment
- Precise clamping and joining of frame work
- CNC axes for customer-specific nail patterns
- NC-controlled outfeed gripper



Efficient and ergonomic

- Customized production with zero machine setup
- Only one operator for the production of a complete element
- Ideal working height for ergonomic operation
- Flexible control panel positioning for optimum ease of operation



High-performance yet compact system

- Automatic width adjustment
- Compact production cell



Customized equipment

- Stud provision unit
- Horizontal stud mounting for spandrel beams
- Labeling and marking
- Nail plate press
- Snipping saw unit
- Gable and window station
- Stop for gable elements
- Automatic slat positioning and mounting
- Automatic longitudinal transport of elements to next workstation

WORKPIECE DIMENSIONS	
Element length (m)	Min. 2 Max. 12
Element width (m)	Min. 1.2 Max. up to 3.2/3.8
Element height (mm)	Min. 75 Max. 200/300
Element weight (kg)	Max. 1500

Building the future together



Handling, storage and robotics — Our handling and storage systems and robot technology "In our production, we use both robots and handling systems from WEINMANN. They simplify our entire logistics, offer our employees an ergonomic working environment and increase occupational safety."

Stefan Lindbäck, Lindbäcks Group, Öjebyn, Sweden



FEEDBOT robot solutions

Availability of approximately 100%, high repeat accuracy and high-precision material handling: robots are reliable partners and increase the cost-effectiveness of timber construction production, fully automatically.



FEEDBOT F-500 – create frame works fully automatically

In combination with the frame work station, the robot allows studs and plates for wall elements with windows and doors or special elements such as gables to be inserted fully automatically. Regardless of whether it's standard and special studs, the robot inserts a wide variety of beams into the frame work automatically and with high precision. In this process, the six-axis robot transports stud weights of up to 75 kg without any problems. The robot inserts the wood at a speed of up to six cycles per minute.


The highlights:

- High capacity thanks to automated production with high machine availability
- A wide range of production options: depending on the element, the studs are inserted transversely, longitudinally or diagonally
- Work ergonomically: significant reduction in the heavy physical work for employees
- More precision: the studs are inserted at a precise fit




**FEEDBOT W-500 —
deposit panels fully automatically**

In combination with the multifunction bridge, a flexible, autonomous production cell is created. The robot and multifunction bridge operate in parallel. This cell offers not only efficient production and an attractive, ergonomic workstation, but also maximum availability and reliability.




Provision of panel material

The panels are held in reserve in various dimensions in a stack of unprocessed material. Both full-format and cut panels can be deposited.



Exact alignment and positioning

The robot removes the panels from the unprocessed material stack fully automatically, aligns them, deposits them with a high level of precision and, if required, fixes them in place on the frame work.





Individual working area

The linear axis of the robot can be up to 40 m long, allowing the robot to cover a large working area.

FEEDTEQ/STORETEQ handling systems

Fast and efficient machines are just as important for efficient production as smooth-running processes across all systems. That is why WEINMANN developed the FEEDTEQ/STORETEQ handling systems — they optimize production hall logistics, reduce waiting times and ensure that the machine operator's workplace is ergonomically designed and safe. The fully automatic handling systems combine all processes in a network, ensuring that the workflow progresses efficiently with minimum operator effort.





Available variants in the FEEDTEQ series

- Vacuum window lifting device
- Vacuum panel lifter
- Vacuum beam lifter
- FEEDTEQ H-300 column slewing crane
- FEEDTEQ H-500 surface handling

Ergonomic working environment

- Easy handling of heavy loads
- Lightweight design for easier manual operation
- Panel positioning with just one operator
- Hold function provides scope for other activities
- Vacuum monitoring with emergency stop function



Available variants in the STORETEQ series

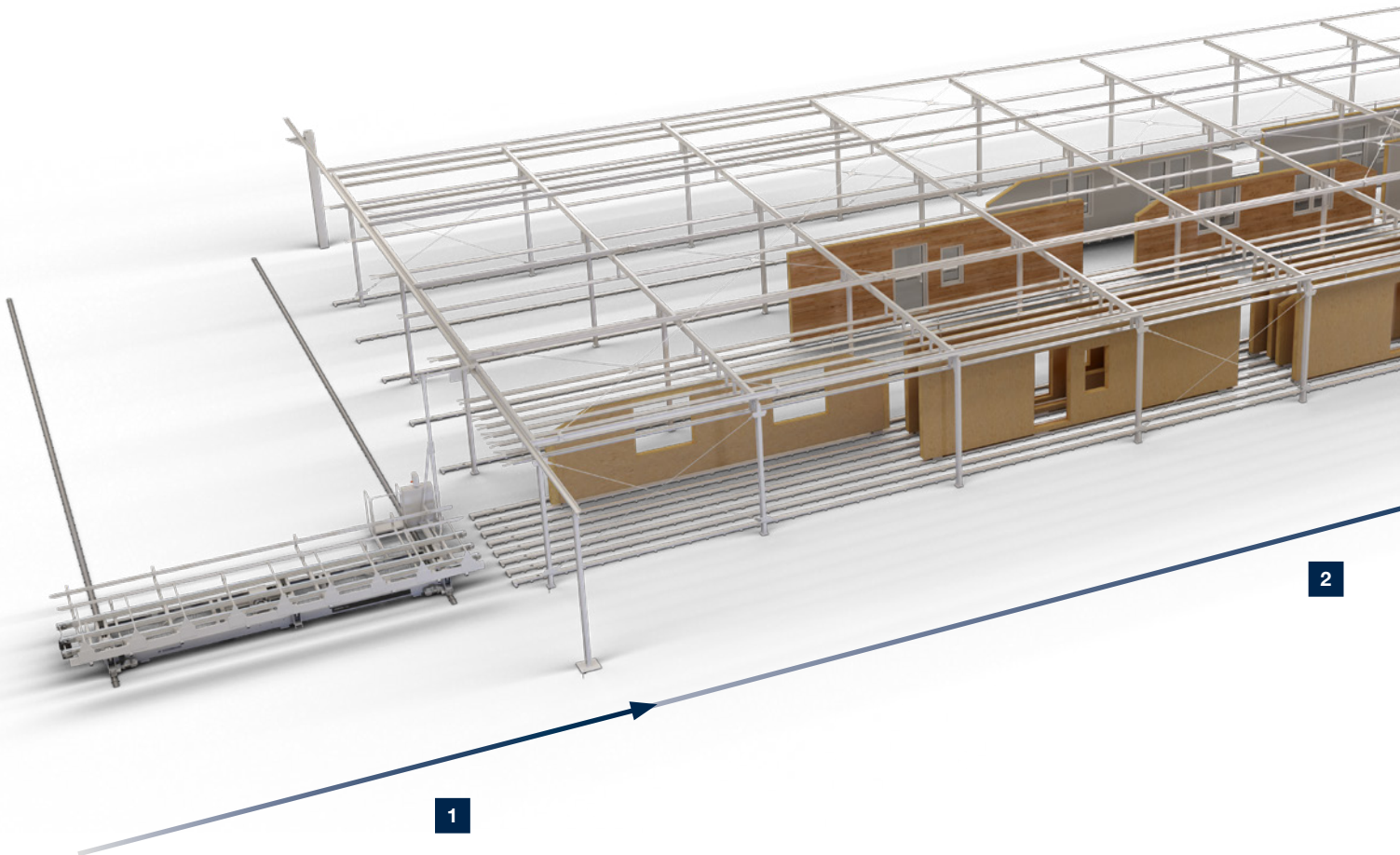
- Fully automatic feed gantry for the creation of frame works, STORETEQ H-100
- Fully automatic feed gantry for beam processing, STORETEQ H-300
- Fully automatic feed gantry with floor storage system for beam processing, STORETEQ H-700

Flowing production processes

- Automatic material feed
- Optimized production processes — the right part in the right place at the right time
- Efficient use of resources
- Short throughfeed times
- High machine availability thanks to fast material provision

STOCKTEQ storage technology

Our integrated storage system offers you a continuous flow of materials — from the transport of the produced elements through finishing work and on to the intermediate storage and loading of the elements. The systems also offer the space required for work, such as the application of exterior plaster or fitting windows and doors. WEINMANN storage systems also feature a number of helpful details tailored to the customer's requirements — making your working life significantly easier.



1

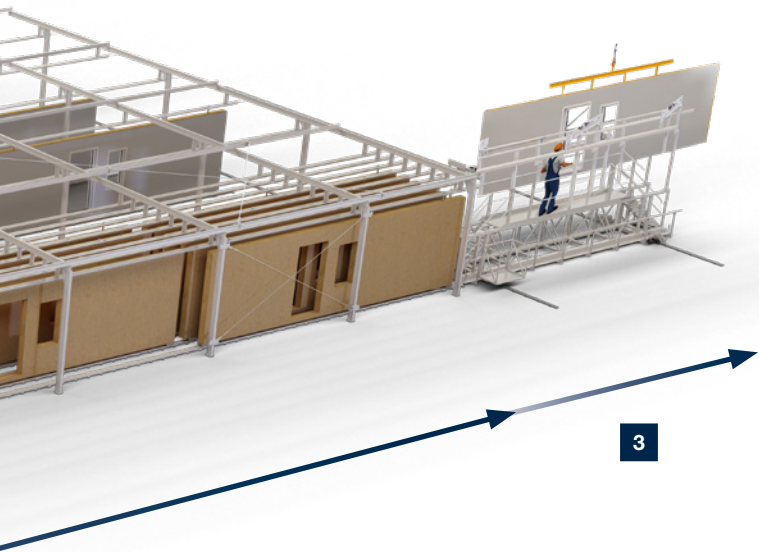
1 Order picking

With the distribution trolley, you transport your elements from the production line directly to the wall slot, to the window installation or to other processing stations.

2

2 Storage

The finished elements are stored in the wall slot. Finishing work such as fitting the windows, plastering or applying the formwork can also be performed in the wall slot.



3 Loading

For shipping, the respective element is made available from the wall slot and loaded onto the truck with the aid of the loading carriage.

Customized equipment

- Setup and distribution trolley
- Swiveling upper guide for removing the elements
- Overhead crane cross rail
- Extension of the floor guide for a wall magazine for removing the elements
- Loading carriage
- Upright stores
- Standing storage system with wall trolley or rollers
- Hanging storage system




Building the future together

Focus on components — From windows to stairs. In addition to the worldwide Sales & Service, and supplementary to our product portfolio, HOMAG also offers everything for the efficient processing of components, such as windows, doors and stairs. However, HOMAG solutions can also be used to produce living and office furniture, panels for facades, kitchen furniture, parquet and laminate floors. **The following pages will give you a little insight.**



CNC processing centers for panel elements, facades, stairs, doors and windows

CENTATEQ N-510 Our nesting machines enable waste-optimized processing and cutting of panel-shaped materials. Various options for automation of material handling ensure significant time savings and even more effective work.



CENTATEQ P-310/510


CNC processing centers in sliding gantry design. Flexible, compact, universal. Ideal for users who do everything: windows, doors, interior fittings. Can be used flexibly for any application thanks to clamping equipment, units and software modules.




CENTATEQ S-900 This series offers automated window production solutions — from entry-level machines to individual plant concepts for industrial multi-shift operation. The additional console table also enables you to process curved and surface parts.




Nesting, the processing of panel elements on a sacrificial plate enables splitting and vertical processing in one step. Ideal for facade panels, sheathing and insulation panels in a wide variety of designs.



DRIVE5C+ five-axis spindle technology that delivers high performance in a small space. For separating cuts and profiling at high feed rates, paling holes at a tight angle or lock case processing and miter cuts on doors and frames.



Paling holes at a tight angle



Trimming the lock casing

ALL IN ONE MACHINE: Machines in the CENTATEQ S series clamp and process not only straight parts at high feed rates; curved parts, doors and supplementary elements can also be processed via the additional table.



Processing of curved elements, doors and surface parts



Liquid-cooled trimming spindles with vector control



The new nesting concepts: Individual automation with five-axis processing

Our nesting machines enable waste-optimized processing and cutting of panel-shaped materials. In addition to the classic application area for creating cabinet furniture, or dividing and finishing furniture fronts, stair stringers and door panels can also be easily processed. Automation concepts, which can be connected easily via plug & play, offer the option of adding to the machine retrospectively. The drilling gear and tool changers fitted in different configurations offer a wide range of possibilities. With regard to sustainability, changing times have been reduced, but also the extraction of chips and the suction of the panels for the vacuum have been optimized.

THE HIGHLIGHTS AT A GLANCE:

Freely selectable vacuum field divisions of the table

Depending on requirements or table size, with up to 84 vacuum fields.

Tool changer with 8, 14 or 22 tool slots

For time-saving handling.

21 different drilling gears

Different combinations of vertical and horizontal spindles and grooving saws are possible.

14 automation options

Simple component extensions via plug & play.

Newly designed MATRIX table

Positioning of suction units across segments without restriction.

5-axis processing

Offers that certain extra for diversity in processing.

Energy-efficient processing


Vacuum generation, suction, tool changing and the dividing of the nests are designed to be sustainable and save energy and money.

Dynamic shuttle operation

Efficient and seamless switching between left and right half of the table by means of separate vacuum supply and ventilation of the halves of the table.

Improved protection of the linear guides and ball-screw spindle


Reduced wear when processing materials with abrasive components (e.g. composite materials with a proportion of fiber-reinforced plastic, acrylic resin mineral materials, thermoplastics, thermosetting plastics, elastomers).



Central suction connection on the gantry




Suction device at the end of the belt



Integrated infeed device



Combined suction and pushing device



DRIVE5CS five-axis head

SAWTEQ B-300

Flexible, individual and precise

With the SAWTEQ B-300, you get a compact and powerful single saw. In addition to the comprehensive basic configuration, a wide range of optional features allow you to individually tune the SAWTEQ B-300 to match the processes and tasks in your company.



The highlights


- Effective cutting process
- Ergonomic, automated and precise work
- Suitable for almost all panel materials made of wood, plastic, as well as plasterboard and composite panels
- dustEx directly eliminates chips and thus protects material surfaces
- Intuitive operator guidance thanks to the CADmatic saw control and the intelliGuide assistance system
- Optimized cutting patterns with the Cut Rite software or the cloud solution intelliDivide Cutting

Recommended equipment for timber construction applications


- Plaster package for plasterboard and Fermacell panels
- Cut-out function for windows and doors
- Labeling (manual or automatic) for accurate identification of parts
- Angle cut function (manual), e.g. for gable cuts or diagonal cuts
- Book cut for an even higher material throughput
- Clean machine table and optimally designed suction device (dustEx)

Feed and storage solutions

Manually transporting panel material to the saw is time-consuming and often not ergonomic. This is just one of the reasons why automation solutions from HOMAG pay off within a short time. The range of solutions available extends from the basic feeding system with the lifting table through the single-axis feed gantry to large-scale storage control connection to the STORETEQ S-200 and S-500.




SAWTEQ B-300 with lifting table



SAWTEQ B-300 with single-axis feed gantry



SAWTEQ B-300 with STORETEQ storage system



dustEx technology



Cut-out function




Plaster package



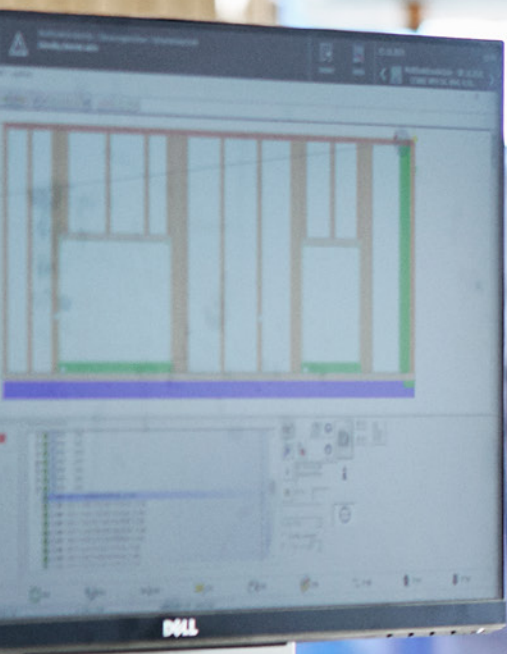
Angle cut function



Book cut functions




Fully automatic pressure beam printer



Building the future together

Intelligent digital solutions — our software products. Software is becoming an increasingly important factor in the use of machines. To enable short routes and realize customer requirements to the best possible extent, the work preparation software and machine software used is entirely developed by us. Take advantage of our range of software modules that is perfectly tailored to your machine.





Software for the machine

wupWorks for the machine

wupWorks is the user interface for controlling your machine. The software automatically reads in, optimizes and processes the data records generated by the CAD. Thanks to the data interface, the machine is controlled independently of the CAD. In addition, the software enables you to graphically display workpieces and to control processing. You can assign machine functions, and travel paths and the use of tools are optimized.

wupViewer for the machine

With wupViewer, you can import data from the CAD program and visualize it graphically. With the clear 3D display, you can easily check the workpieces and machine processing.

wupEditor for the machine

wupEditor is used to transfer and graphically display data from the CAD program. In addition to wupViewer, not only can you import and graphically visualize the workpieces, but also edit them. This allows you to remain flexible and create and extend components directly on the machine. You can also display, adjust or delete processes.

MMR Basic and MMR Professional

With MMR you have absolute transparency: How many parts are produced on which machine? How busy are the machines and what is the proportion of waiting or malfunction times? This information can be very useful for effective operation of your production. MMR Basic is available on every machine and shows you selected key figures. The MMR Professional extension is available as an option and allows you to graphically evaluate the machine statuses and counters in the form of diagrams directly on the machine. In addition, the operator can add any possible causes of malfunction to the machine.

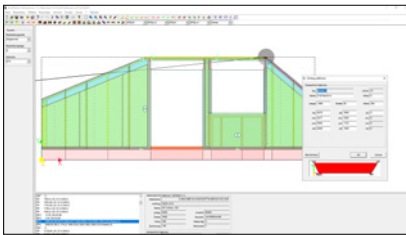


Software for the office



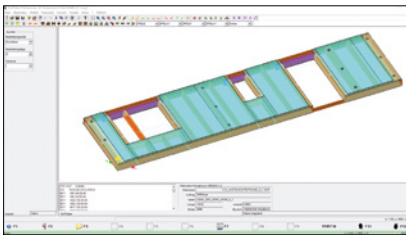
wupViewer Office

With wupViewer, you can import data from the CAD program and visualize it graphically. The software is used for checking workpieces and machine processing during work preparation. The software is available as a free download on our website.



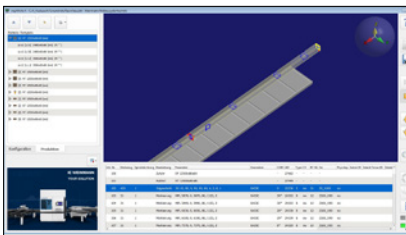
wupEditor Office

wupEditor is used to transfer and graphically display data from the CAD program. As an extension to wupViewer, not only can you import and graphically visualize the workpieces, but also edit them. wupEditor for the office can be purchased as a floating license or as a single user license.



wupWorks 3 Office

With this software, you can read in and visualize WUP data records. This allows you to check whether components can be manufactured on the multifunction bridge during work preparation. wupWorks 3 can be purchased as a floating or single user license and is available for download as a trial version on our website.



wupWorks 4 Office

With wupWorks 4, you can read in and visualize WUP or BTL data records. During work preparation, you can thereby check whether components can be manufactured on your carpentry machine and optimize unprocessed parts for orders or further production. The software can be purchased as a floating license or as a single user license and is available for download as a trial version on our website.



MMR Office


MMR Office copies the data from several machines to a separate database in the office. This has the advantage that the data can be viewed centrally there. The software enables you to make the machine data available for further evaluations and to connect machines from other manufacturers.



INFO

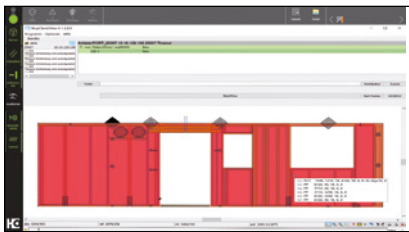
WEINMANN

Downloads and trial versions



Software for controlling production lines

MES control systems are used to plan, optimize and control complex production processes. With automated process and route planning, they create the basis for maintaining cycle times at all production stations and ensure optimum production sequences. In this way, you can increase production efficiency and the cost-effectiveness of your company. Thanks to an appropriate software interface, machines from WEINMANN can be integrated into various MES control systems.



wupClient:

The interface between the machine and the MES control system

wupClient enables communication between the production line control unit and the machine. The software is installed on the machine and requests the necessary data for production fully automatically. In combination with the production line control unit, wupClient controls the production flow centrally. The machines receive all required information at the right time and the elements are produced in the desired order. During production, the operator only has to give the start signal and supervise the production process.

RoboticsClient:

The interface between the robot, multifunction bridge and MES control system

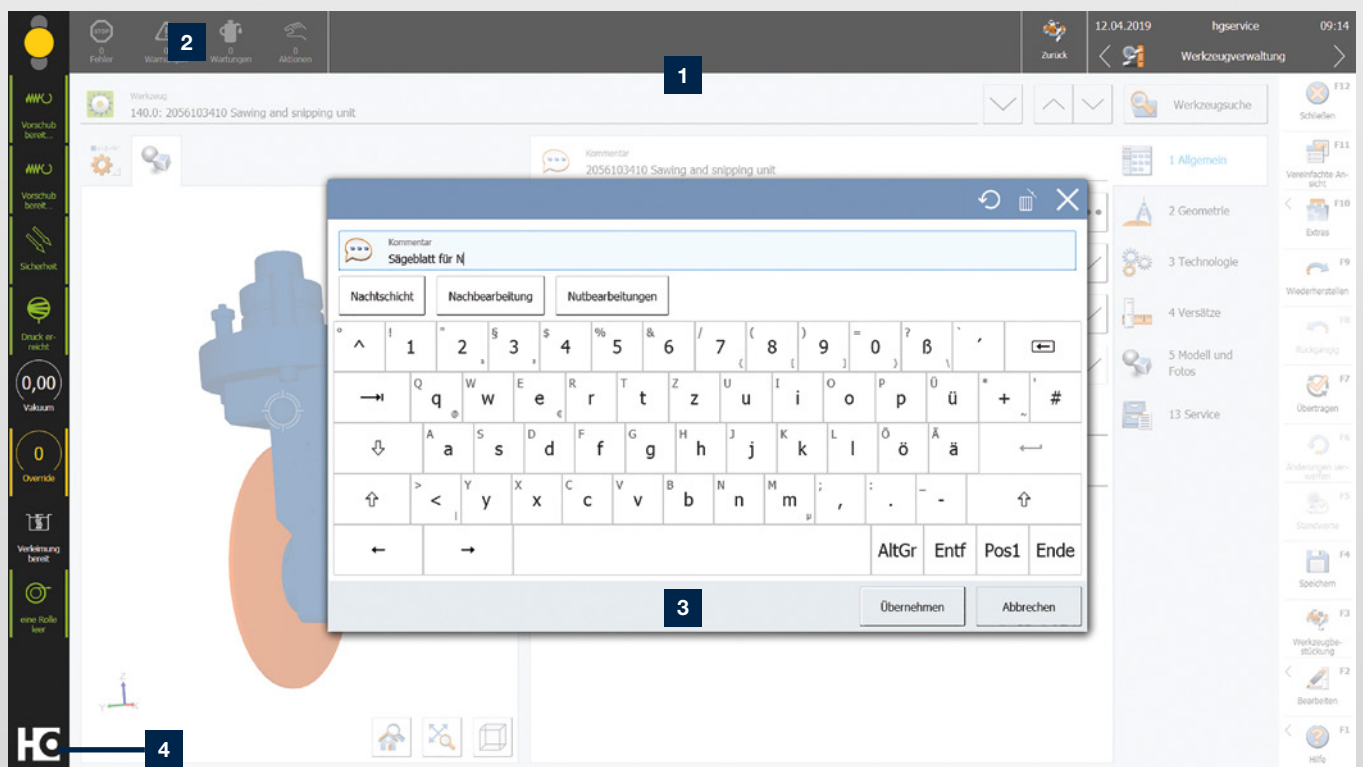
The RoboticsClient is responsible for the collaboration between a panel positioning robot and a multifunction bridge and its connection to a production control system. By automatically dividing the data record into safety zones, the bridge can begin to process the component position before the panels of a layer have been completely deposited by the robot. This allows both machines to work simultaneously and thereby save time. The safety zones can also be displayed in RoboticsClient. The client can also communicate with an MES system, which means that no user interaction with RoboticsClient is necessary for successful production. Evaluation of the machine statuses and counters in the form of diagrams directly on the machine. In addition, the operator can add any possible causes of malfunction to the machine.

The next generation of powerTouch: **powerTouch2**

Faster, more comfortable, clearer: Enjoy the benefits of our further improved powerTouch user interface. We have optimized our standardized operating concept and further adapted it to our customers' requirements. Controlling your HOMAG machines is now even faster and more intuitive. The new, modern design has a clear structure. The innovative touch operation allows you to achieve the desired result easily and comfortably.

With the new powerTouch generation, you can enter information at your machine even more quickly. Compared to the previous version, you can achieve a time saving of up to 30%. This is possible thanks to new features, such as automatic word completion, a pop-up keyboard that can be kept open and Windows-like functions, such as the selection of common actions directly via the start button.

Our successful powerTouch philosophy – **standardized, simple, ergonomic, evolutionary** – consistently further developed.



- 1** The powerTouch2 screen is clearly structured. You can see all the important information at a glance, but you still have all the details.
- 2** We have also improved the traffic light dialog further. You can now directly influence the machine's production readiness by selecting actions via the traffic light icon.
- 3** A functional pop-up keyboard that can be kept open, including automatic word completion for faster entries (when you enter the first letters, frequently used applications are proposed and you can select them directly).
- 4** Enhanced "Start" menu with additional information displayed (e.g. an indication of how many messages are currently pending or status bars that show the progress of the application) and direct access to actions (e.g. confirmation of actions without having to jump to the application).



Building the future together

Partner for timber construction — our comprehensive range of services "WEINMANN has been our partner throughout the entire process: we were advised by experts on the acquisition of our new production plant and were thus able to optimize our production process. WEINMANN supplies the appropriate software for the system and also provides appropriate training for employees. Today, we are benefiting from having service from the same source."

Georg Niedersüß, Griffnerhaus GmbH, Griffen, Austria



We are your partner — now and in the future.

A long-term strategy is the basis for a successful future. Together with you, we analyze your requirements, work out the appropriate concept and implement it successfully. We also accompany you on your way with a wide range of training and further education opportunities as well as comprehensive services. The trust placed in us by our customers is at the very heart of what we do. This is what we are committed to in each individual project. One thing is always a priority — your solution.



CONSULTING AND DESIGN

SCHULER CONSULTING: STRATEGIES FOR YOUR SUCCESS

Every company is unique, the challenges it faces diverse. Changes in the market do not leave any company unaffected. If you want to keep up, you have to act. For timber construction, this means streamlining and optimizing processes, as well as automating and digitalizing them. But where do you start? At SCHULER Consulting, we deal with this question on a daily basis. Together with you, we evaluate how you can respond to new market requirements and overcome future challenges.

YOUR REQUIREMENTS:

- How can I automate my production and streamline my processes?
- How do I produce efficiently and make the best use of valuable resources?
- What level of prefabrication and automation is ideal for my company?
- How can I use my personnel efficiently?

OUR SOLUTIONS:

- Analysis of production and material flows
- Determination of short-term and long-term optimization potential
- Strategic roadmap for further development of your business
- Strategic production development



INFO

WEINMANN

SCHULER Consulting consulting service



**DEVELOP CONCEPTS
PLANNING AND PROJECT PLANNING**

From the initial discussions through to granting of the order, the project manager is your personal contact and works with you to get the project started. With an average of 10 years' experience in the timber construction industry, WEINMANN project engineers have the unique expertise needed to design your system perfectly. They always have an eye on getting the most out of your investment.

YOUR REQUIREMENTS:

- Which machine/plant is the right one for my production?
- Which production sequence makes sense in my local circumstances?
- What production capacities result from this?

OUR SOLUTIONS:

- Joint development of a concept that is adapted to your needs and circumstances
- Technical advice from our experts
- Transparent project planning for your individual solution




WEINMANN

The optimal production process



SOLUTIONS THAT GROW WITH YOU


Every timber construction company has its own specific requirements and individual needs. We work with you to find the right solution for your company and your products. All our machines and systems are based on a modular design, which enables us to respond rapidly and with the highest levels of flexibility to changes in the market — so that your company has the flexibility it needs to adapt to the demands of the timber construction industry.



WORK TABLE FOR CARPENTERS

Carpentry table with tilt function

- Capacity: 10 houses per year
- Personnel required: 3 employees



TURNING IN A SINGLE MOVEMENT

Butterfly turning table

- Capacity: 25 houses per year
- Personnel required: 3 employees



AUTOMATED PRODUCTION

WALLTEQ M-300 with two work tables

- Capacity: 30 houses per year
- Personnel required: 2–3 employees



ERGONOMIC WORK PROCESSES

WALLTEQ M-300 and butterfly turning table

- Capacity: 35 houses per year
- Personnel required: 3–4 employees



FLEXIBLE PRODUCTION

WALLTEQ M-500 insuFill and butterfly turning table

- Capacity: 50–70 houses per year
- Personnel required: 3–4 employees



OPTIMUM PRODUCTION FLOW

WALLTEQ M-500, WALLTEQ M-300 insuFill and MOVETEQ/BUILDTEQ

- Capacity: 150–175 houses per year
- Personnel required: 4–5 employees



INFO

WEINMANN

Our modular production concepts



ENSURING EMPLOYEES ARE QUALIFIED EXPERTISE TO SECURE YOUR SUCCESS

Maximum productivity requires technological and trade expertise. The best way to increase your operational efficiency and output is through optimally trained employees. In addition to training for your new machine or software, we also offer further training and qualifications. We are constantly developing our training courses further and tailor them individually to your requirements — so you and your employees are optimally prepared for current and future challenges.

YOUR REQUIREMENTS:

- How do I familiarize my machine operators with the new system?
- Where can my employees attend training in work preparation for the required software?
- How does our production department start with the new system?
- Are there individual opportunities for my employees to get further education?

OUR SOLUTIONS:

- Operator training courses for all WEINMANN machine types or complete systems
- Work preparation webinars and software training courses for machine operators
- Production support after commissioning
- Production optimization to uncover improvement potential
- Individual training offers tailored to your requirements



INFO

WEINMANN

Our training offer



IMPLEMENTING THE PROJECT INSTALLATION AND SUPPORT

We don't consider a project to be complete until all those involved in the project have achieved their planned objectives. Good project management is essential for this. Our project managers have many years of experience in managing customer projects. In dialog with you, we ensure adherence to the agreed time, cost and performance specifications so that your project is successfully implemented.

YOUR REQUIREMENTS:

- Who is my personal contact for questions about the project?
- What is the current status of my project?
- Are there any open tasks on my side?
- When will my machines be delivered?

OUR SOLUTIONS:

- A central point of contact from the assignment to your start of production
- Regular information about your project status
- Open and transparent communication to implement your project successfully



**MAINTAINING MACHINE PERFORMANCE
BY YOUR SIDE AT ALL TIMES**

We believe that good service means providing assistance quickly, as well as being on hand to deliver expert advice. What's more, we like to work closely with our customers. To this end, we have put together a comprehensive package of different service modules that are very closely aligned to your processes.

YOUR REQUIREMENTS:

- Where can I get quick help in the event of machine malfunctions?
- Who can answer questions about my machine?
- How do I get spare parts for my machine in a timely manner?
- Where can I purchase tools and units for my machine?
- How can I equip my system for future requirements?

OUR SOLUTIONS:

- Our service promise: thanks to our global service network, we always have the right contact person for your machine
- Different communication channels for contacting our employees, such as a service phone number, website, free service app or the serviceBoard app
- Fast spare parts supply via the HOMAG eShop
- Standardized modernization packages and individual modernization recommendations



INFO

WEINMANN

Overview of tools and units



INFO

WEINMANN

Spare parts in the HOMAG eShop

Fast support:
94% resolution rate
via our hotline

Close to you:
1,350 service experts worldwide

We get things moving:
Over 1,000 worldwide spare parts
shipments each day

No one else has that:
Electronic documentation on over
150,000 machines, available in 28
languages

LIFE CYCLE SERVICES

Improved performance, more efficient processes, faster help, assurance of availability and smarter working.

VAL YOU comes from VALUE ADDED. Our objective is derived from this name: We create added value for your business by helping you get the most out of your processes. Every day.

The A to ...



**Z for your timber
framing needs.**





WEINMANN Holzbausystemtechnik GmbH

info@weinmann-partner.de
www.homag.com/weinmann

YOUR SOLUTION